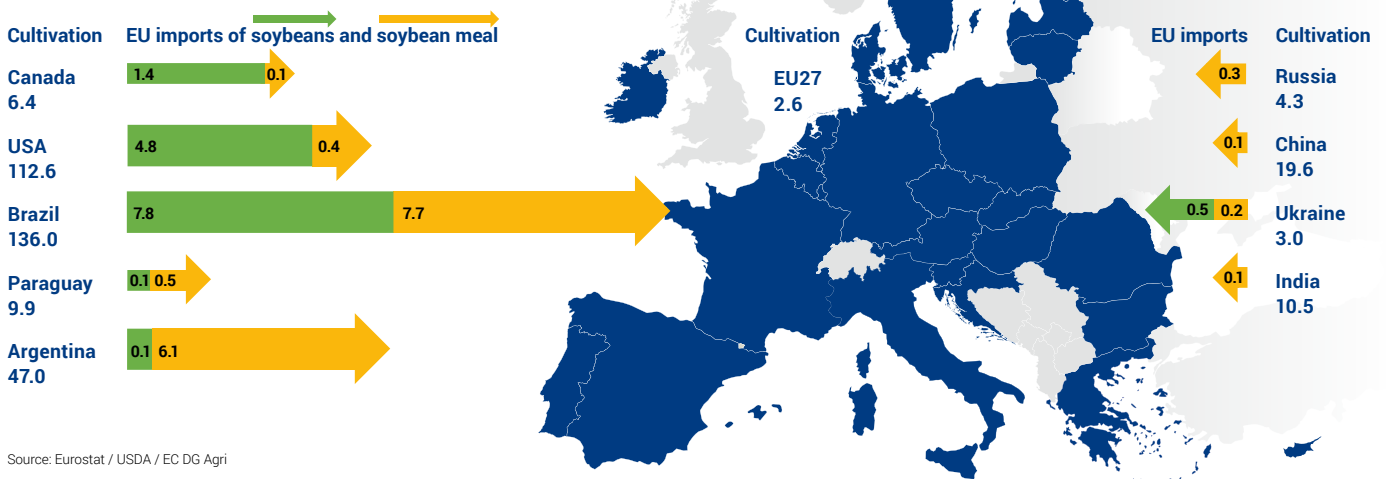


Soybeans and soybean meal

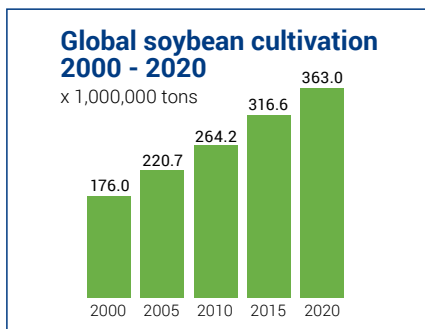


Global cultivation and EU27 imports in 2020

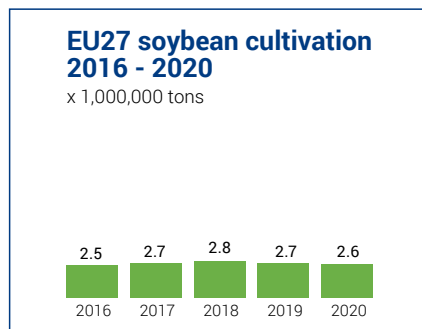
x 1,000,000 tons



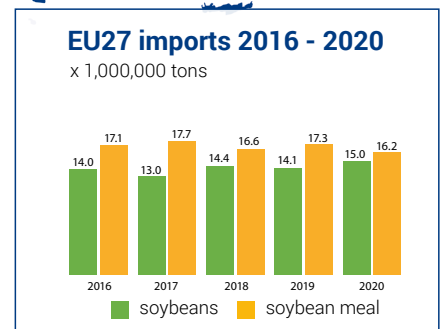
Source: Eurostat / USDA / EC DG Agri



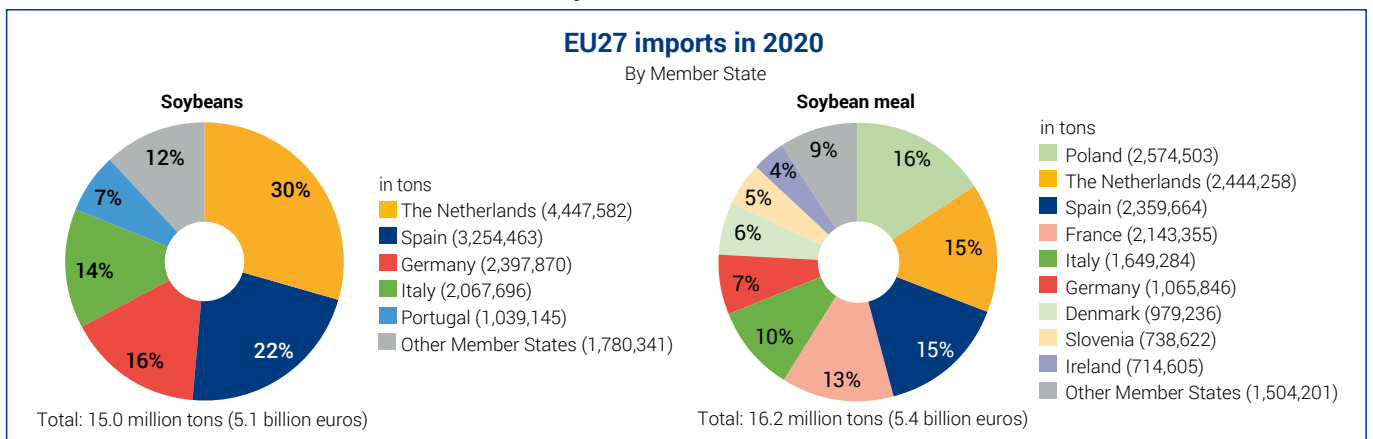
Source: USDA



Source: EC DG Agri



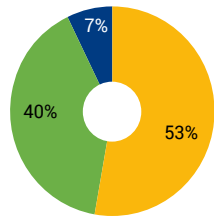
Source: Eurostat



Source: Eurostat

EU27

Soybean meal demand in 2020



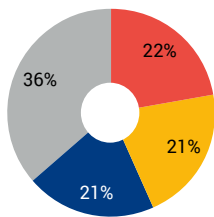
Total: 30.2 million tons

- EU imports* soybean meal
- EU imports* soybeans
- EU cultivation of soybeans

* Imports from third countries

Source: Eurostat / EC DG Agri

Soybean crush in 2020



Total: 15.9 million tons

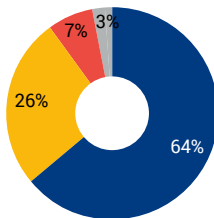
- Germany
- The Netherlands
- Spain
- Other Member States

Source: Oil World

China

Imports of soybeans in 2020

By country of origin



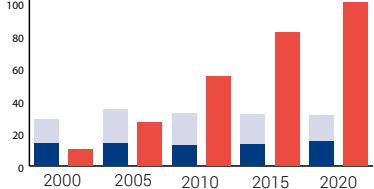
Total: 100.3 million tons

- Brazil
- United States
- Argentina
- Other

Source: Oil World

China and EU27 imports in 2000 - 2020

x 1,000,000 tons



China imports of soybean meal over the years is limited (0.1 million tons in 2020)

Source: Oil World

Sources:

Cultivation data: United States Department of Agriculture (USDA) and for the EU: European Commission, DG Agriculture.

Cultivation data are based on marketing years.

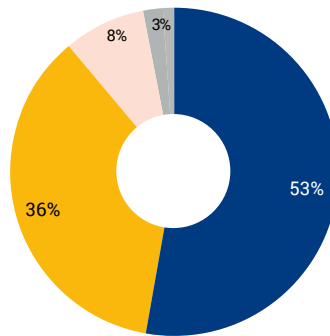
Trade data: Oil World, Eurostat. Trade data are based on calendar years. Threshold: 0.1 million tons.

Reproduction of (parts of) this fact sheet is permitted but only with acknowledgement of MVO - The Netherlands Oils and Fats Industry.

The Netherlands

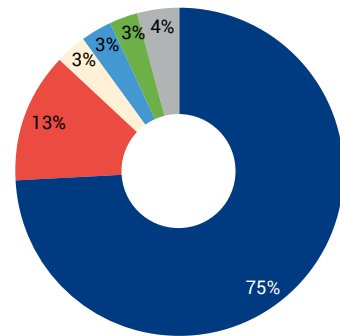
NL imports* by country of origin in 2020

Soybeans



Total: 4,447,582 tons

Soybean meal



Total: 2,444,258 tons

- Brazil
- United States
- Argentina
- China
- Russia
- Paraguay
- Canada
- Other

* Imports from third countries

Source: Eurostat

Imports from:

Non-EU member states

	2019	2020
soybeans	4.0	4.4
soybean meal	2.6	2.4

EU member states

	2019	2020
soybeans	0.1	0.1
soybean meal	0.1	0.1

x 1,000,000 tons

Processing

Crush of imported soybeans

	2019	2020
soybeans	3.2	3.4

Output soybean meal

	2019	2020
soybean meal	2.4	2.5

Exports to:

EU member states

	2019	2020
soybeans	0.9	1.0
soybean meal	2.8*	2.8*

Non-EU member states

	2019	2020
soybeans	0.0	0.0
soybean meal	0.4	0.5

The Dutch feed industry used 1.5 million tons of soy products in 2020 (source: Nevedi).

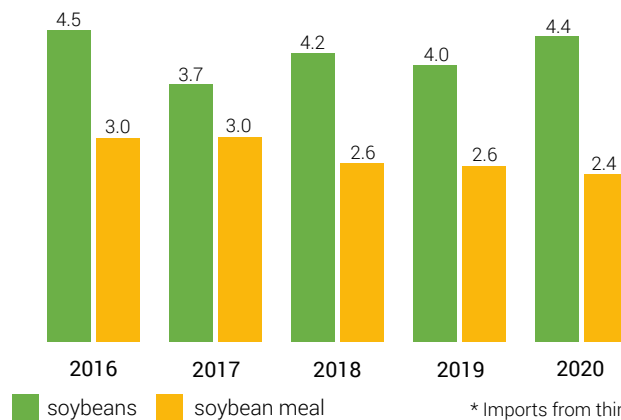
Direct use by farmers: approx. 100,000 ton

*Excluding compound feed that consists of a mix of various ingredients, including soybean meal.

Source: Eurostat / MVO

NL imports* in 2016 - 2020

x 1,000,000 tons



* Imports from third countries

Source: Eurostat